



Portfolio Manager's View

30 March 2021

Fund Management Department

Regional

1. Equity markets globally oscillated between risk-on optimism and risk-off pessimism. On one side, economic normalisation should bring about a recovery but which threatens run-away inflation, forcing the hands of the US Federal Reserve to tighten monetary policy earlier than expected, bringing an end to this amazing equity rally. On the other hand, escalating new Covid-19 cases across Europe is forcing various Governments to go into renewed lockdowns (ditto possibly the rest of the world too), the risk that any monetary normalisation will be premature and derail the fragile recovery.
2. How far out should investors discount, particularly when fraught with so many variables to the uncertainty? It is fair to say normalisation is likely 9 months to a year ahead with vaccination having achieved a certain level of herd immunity. Central Banks globally are likely to refrain from reining in liquidity before they are confident of a sustained turnaround.
3. Which leaves the issue of Inflation the elephant in the room. The US Federal Reserve wants us to believe that this is transitory. Rightfully so, in our view too, particularly that we are comparing off a low base effect yoy at the height of the Covid-19 pandemic. Last week's +1.4% yoy US Core PCE (Personal Consumption

-continued

Expenditures) should alleviate some concerns. Nonetheless, we do expect a pickup in inflation in the coming months to heighten market volatility. We will get past this transitory stage, which is an opportunity of weakness to invest.

4. News reports have the Joe Biden Administration's pending infrastructure stimulus as big as US\$3 trillion. This massive spending will burden further the indebtedness of the US Government, a structurally weaker US Dollar is a likely consequence. This economic multiple effect, as well as the necessity of inventory rebuilding post Covid-19 normalisation, will create demand that will benefit the world's largest supply base, right here out in Asia.
5. There are two schools of thought on Inflation. A higher trajectory of economic growth leading to higher inflation is actually good inflation. This is not Stagflation, question is which camp you are in.....

Malaysia

1. The KLCI closed at 1,609 @ 30.03.21, an increase of +2.1% M-o-M. Last week, Oil & Gas (-3.2%), and Technology (-2.7%) were the worst performing sectors. Year-to-date @ 25.03.21, the KLCI decreased by -1.8%.
2. Malaysia recorded its highest exports growth of 17.6% YoY in Feb-21 (vs 6.6% YoY in Jan-21) since Oct 2018. The trade surplus widened to RM 17.9bil in Feb-21 (vs RM 16.6bil in Jan-21). This is the 10th consecutive month of trade surplus since May 2020. Exports were driven by electrical and electronics (+26% YoY), petroleum products (+32% YoY) and rubber products (+189% YoY). The trade momentum did not slow down despite the seasonal effect of fewer working days due to the Lunar New Year holidays.
3. FTSE Russell announced at its bi-annual review that Malaysia has been removed from its Watch List for a potential downgrade. Malaysia remains in the World Government Bond Index. This brought welcome relief to the bond market as the potential outflow was estimated to be RM 24-33bil (source: Maybank).

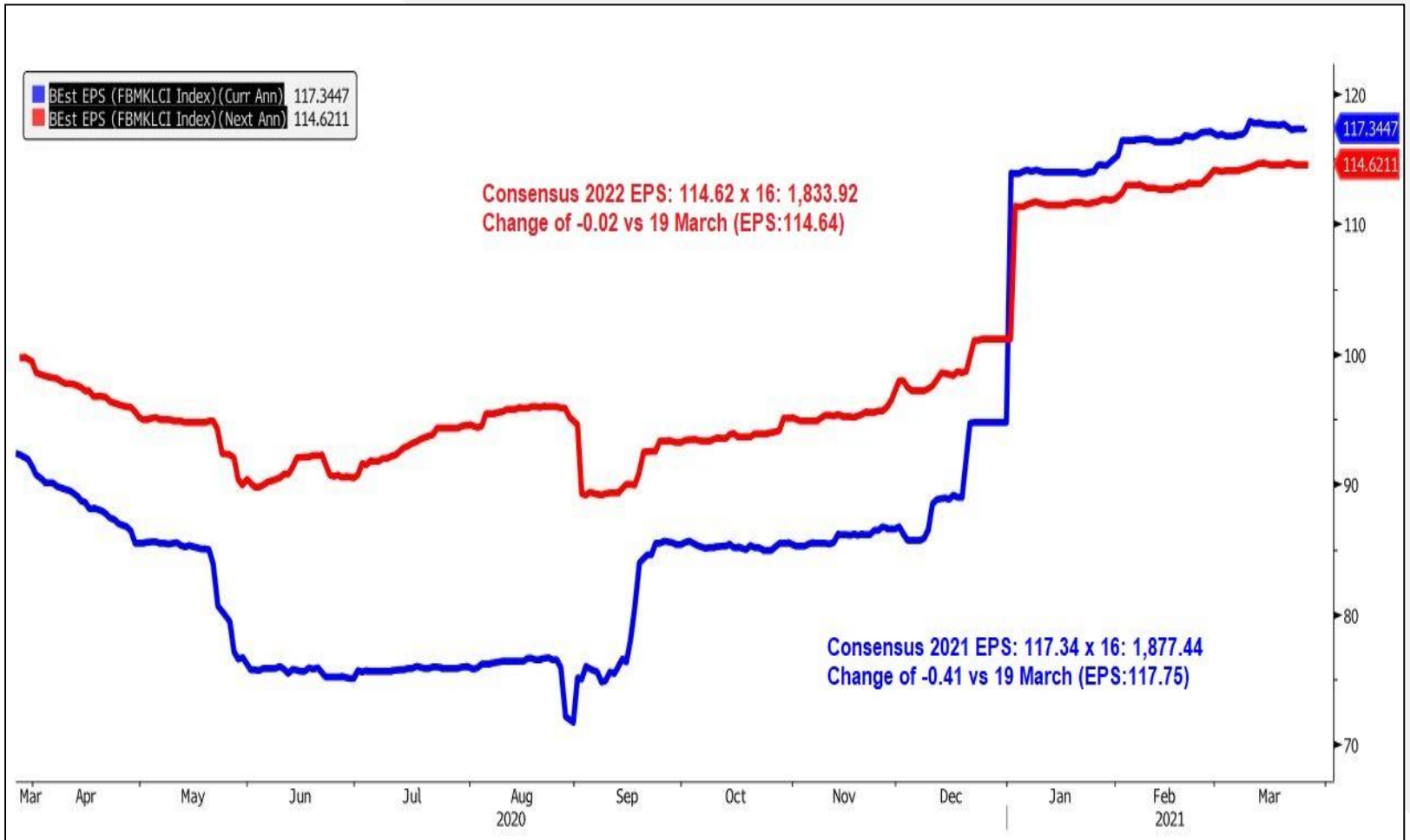
-continued

4. Month to date @ 26.03.21, foreigners net bought 185.8mil of equities. The YTD foreign net sell as at 26.3.2021 was RM 1.5bil. In 2020, Malaysia recorded its highest ever annual foreign outflow of RM 24.6bil. Foreigners have been net sellers of Malaysia equities in 6 out of the last 7 years.
5. Local INSTITUTIONS have been net sellers for 17 consecutive weeks (-RM 5.6 bil). Local RETAILERS have absorbed this selling and have been net buyers during period (+RM 6.5 bil). Local retailers have been net buyers for 28 consecutive weeks. The implication is if retail sentiment turns negative, the market may see some weakness.
6. Consensus 2021 market eps estimate has risen from RM 88.8 in Dec-20 to RM 117.3 currently. This was largely due to earnings upgrades for Genting, Press Metal, CIMB, Petronas Dagangan, and Genting Malaysia. In 2021, the forecast EPS integer is flattered by the strong earnings of the glove makers (due to high selling prices and exceptionally strong demand). The EPS integer for 2022 is forecast to decline by -2.3% YoY to RM 114.6.

-continued

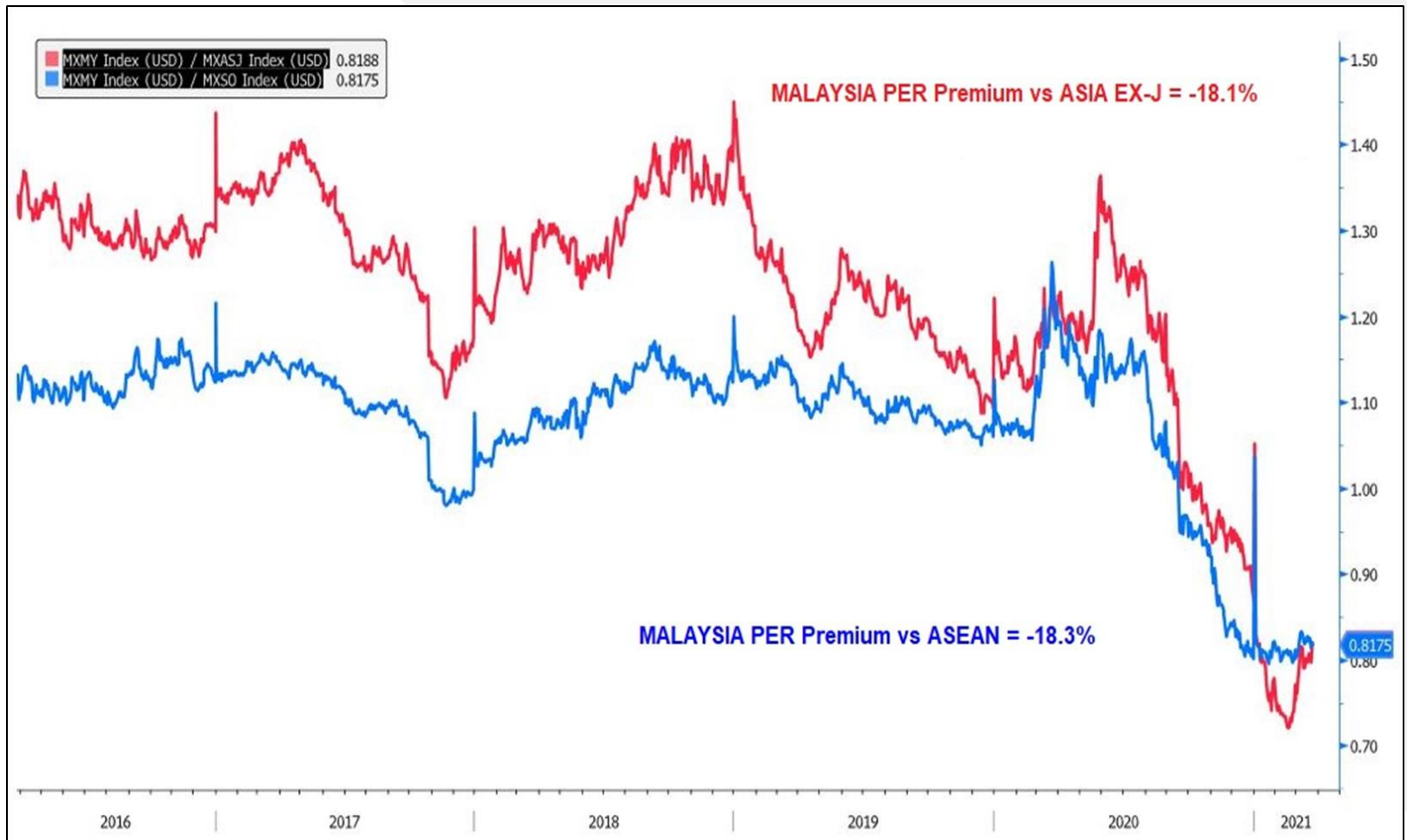
7. At 1,609 @ 30.03.2, the market is trading at a PER of 13.7x for CY21 respectively. The market's valuation for 2021 is at a 14% discount to its 12M mean PER of ~16x. Separately, Malaysia is trading at an 18.1% discount to Asia ex-Japan's 2021 PER of 16.8x (see Exhibit 2). This is the steepest discount in the last 5 years and reflects the consistent outflow of foreign funds from Malaysia in recent years. As most foreigners are significantly Underweight Malaysia, we do not foresee foreign selling to be a major negative going forward.

Exhibit 1: FBMKLCI Consensus Earnings Per Share (EPS) @ 25.03.21



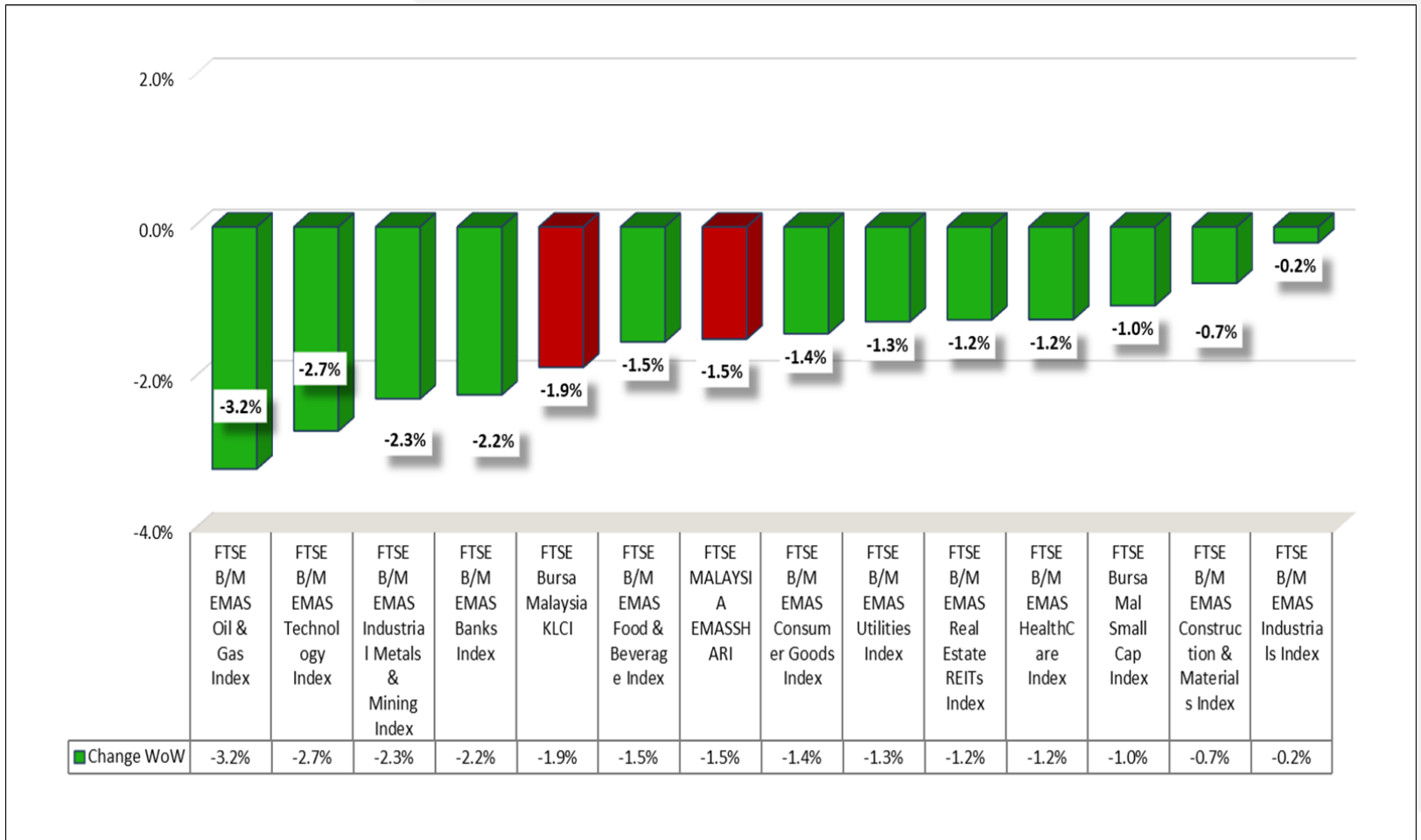
(Source: Bloomberg)

Exhibit 2: MALAYSIA P/E is at a discount to the region @ 25.03.21



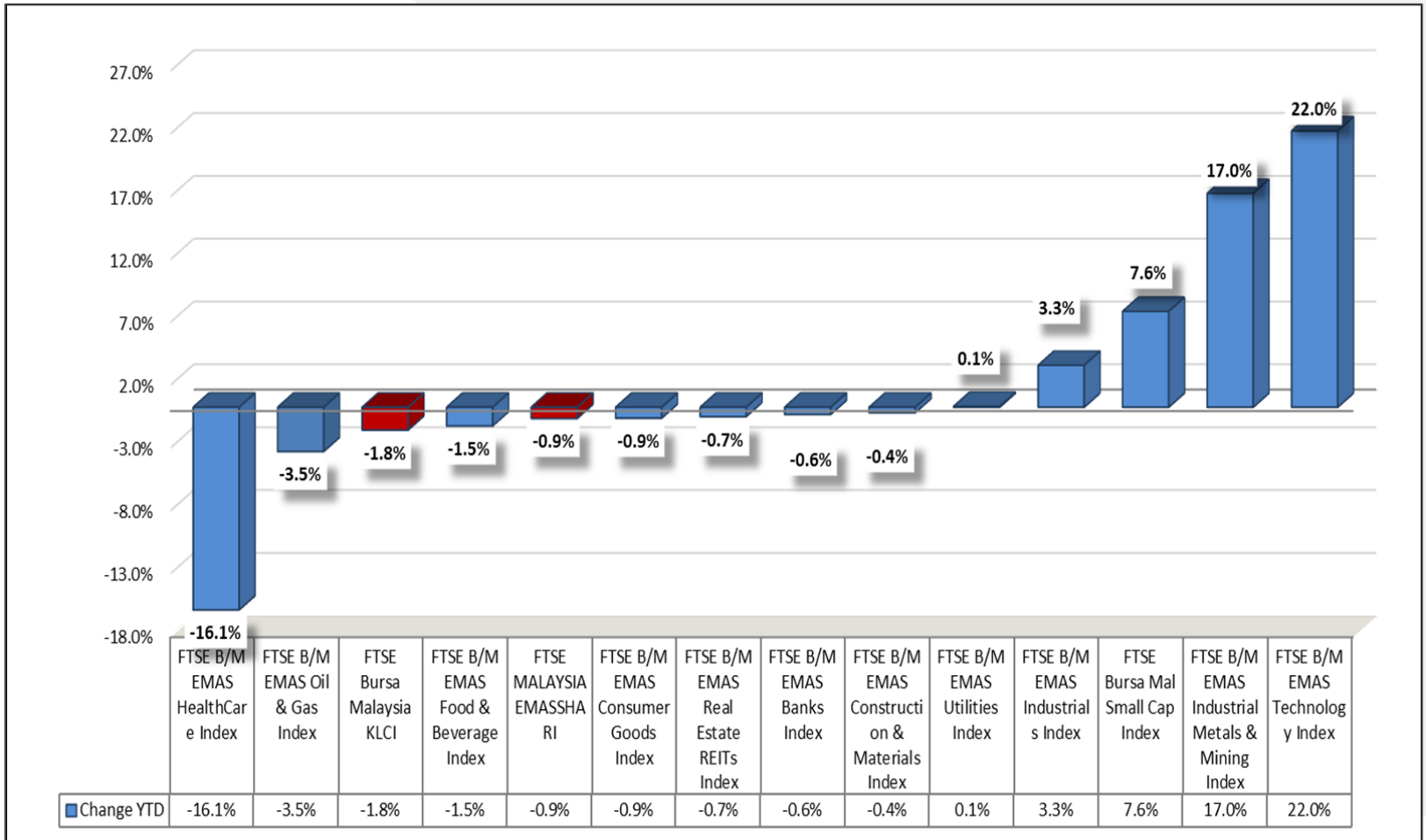
(Source: Bloomberg)

Exhibit 3: Sector Performance (Week-on-Week) @ 25.03.21



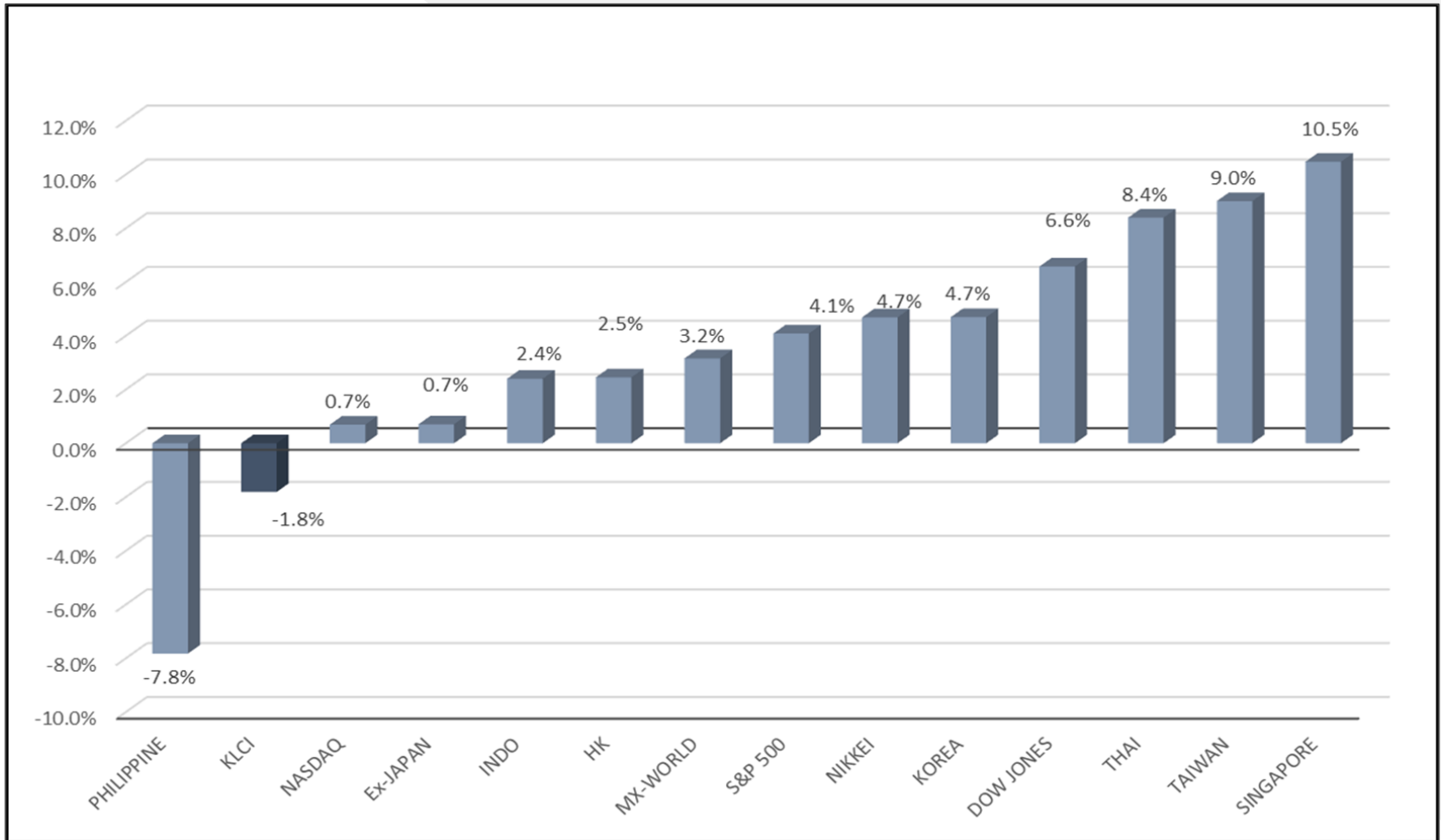
(Source: Bloomberg)

Exhibit 4 : Sector Performance (Year-to-Date) @ 25.03.21



(Source: Bloomberg)

Exhibit 5 : Performance of Indices (Year-to-Date) @ 25.03.21



(Source: Bloomberg)

Disclaimer

This document is prepared for general circulation and for information purposes only and under no circumstances should it be considered or intended as an offer to sell or a solicitation of an offer to buy the securities referred to herein. Investors should note that values of such securities, if any, may fluctuate and that each security's price or value may rise or fall. Opinions or recommendations contained herein are in form of technical ratings and fundamental ratings. Fundamental ratings include various financial data from the income statement, balance sheet, and cash flow statement items such as sales, profit, all important ratios, cash flows, working capital, cash conversion cycle and etc. over the past quarters and years. Technical ratings may differ from fundamental ratings as technical valuations apply different methodologies and are purely based on price and volume-related information extracted from the relevant jurisdiction's stock exchange in the equity analysis. Accordingly, investors' returns may be less than the original sum invested. Past performance is not indicative of future performance. This document is not intended to provide personal investment advice and does not take into account the specific investment objectives, the financial situation and the particular needs of persons who may receive or read this document. Investors should therefore seek financial, legal and other advice regarding the appropriateness of investing in any securities or the investment strategies discussed or recommended in this document. The information contained herein has been obtained from sources believed to be reliable but such sources have not been independently verified by Apex Investment Services Berhad ("AISB") and consequently no representation is made as to the accuracy or completeness of this document by AISB and it should not be relied upon as such. Accordingly, AISB and its officers, directors, associates, connected parties and/or employees (collectively, "Representatives") shall not be liable for any direct, indirect or consequential losses or damages that may arise from the use or reliance of this document. Any information, opinions or recommendations contained herein are subject to change at any time, without prior notice. This document may contain forward-looking statements which are often but not always identified by the use of words such as "anticipate", "believe", "estimate", "intend", "plan", "expect", "forecast", "predict" and "project" and statements that an event or result "may", "will", "can", "should", "could" or "might" occur or be achieved and other similar expressions. Such forward-looking statements are based on assumptions made and information currently available to us and are subject to certain risks and uncertainties that could cause the actual results to differ materially from those expressed in any forward-looking statements. Readers are cautioned not to place undue relevance on these forward-looking statements. AISB expressly disclaims any obligation to update or revise any such forward-looking statements to reflect new information, events or circumstances after the date of this publication or to reflect the occurrence of unanticipated events. AISB and its officers, directors and employees, including persons involved in the preparation or issuance of this document, may, to the extent permitted by law, from time to time participate or invest in financing transactions with the issuer(s) of the securities mentioned in this document, perform services for or solicit business from such issuers, and/or have a position or holding, or other material interest or effect transactions, in such securities or options thereon, or other investments related thereto. In addition, it may make markets in the securities mentioned in the material presented in this document. One or more directors, officers and/or employees of AISB may be a director of the issuers of the securities mentioned in this document to the extent permitted by law. This document is prepared for the use of AISB clients, consultants or Representatives and may not be reproduced, altered in any way, transmitted to, copied or distributed to any other party in whole or in part in any form or manner without the prior express written consent of AISB. AISB and its Representatives accepts no liability whatsoever for the actions of third parties in this respect. This document is not directed to or intended for distribution to or use by any person or entity who is a citizen or resident of or located in any locality, state, country or other jurisdiction where such distribution, publication, availability or use would be contrary to law or regulation. This document is for distribution only under such circumstances as may be permitted by applicable law. The securities described herein may not be eligible for sale in all jurisdictions or to certain categories of investors. Without prejudice to the foregoing, the reader is to note that additional disclaimers, warnings or qualifications may apply based on geographical location of the person or entity receiving this document.

This document has not been reviewed by the Securities Commission Malaysia ("SC"), Federation of Investment Managers Malaysia ("FIMM") and Employees Provident Fund ("EPF"). The SC, FIMM and EPF are not liable for this document and are not in any way associated with this document. The SC, FIMM and EPF are not responsible for the contents herein and do not make any representation on the accuracy or completeness of this document, either in whole or in part.